

# Syndicated auction of the new 20-year Udibono Nov'43

April 20, 2023

www.banorte.com

- This Thursday the MoF will issue through a syndicated auction the new 20-year Udibono, considering a security maturing on November 12<sup>th</sup>, 2043, paying a 3.25% coupon rate. UDIS 1.7 billion will be offered
- The book building process will take place from 12:30pm to 1:30pm (ET) and biddings will be received from 2:45pm to 3:00pm (ET), while the settlement date will be on Monday, April 24<sup>th</sup>
- This issuance is in line with the MoF's intentions exposed in the presentation of the [2Q23 auction calendar](#), aiming to provide greater depth to the CPI-linked curve and to update current benchmarks
- We estimate a settlement rate close to 4.50%, equivalent to Udibono Nov'35 (previous reference) plus a 5bps duration premia, relative to yesterday's close at 4.45%. We expect a stable demand mainly supported by Pension and Mutual Funds, in line with the [last weekly primary auction](#) of the previous reference of 1.98x. The 20-year breakeven has decreased to 4.46% from 4.65% a month ago

**Alejandro Padilla Santana**

Chief Economist and Head of Research  
alejandro.padilla@banorte.com

**Juan Carlos Alderete Macal, CFA**

Executive Director of Economic Research and Financial Markets Strategy  
juan.alderete.macal@banorte.com

**Manuel Jiménez Zaldivar**

Director of Market Strategy  
manuel.jimenez@banorte.com

**Leslie Thalía Orozco Vélez**

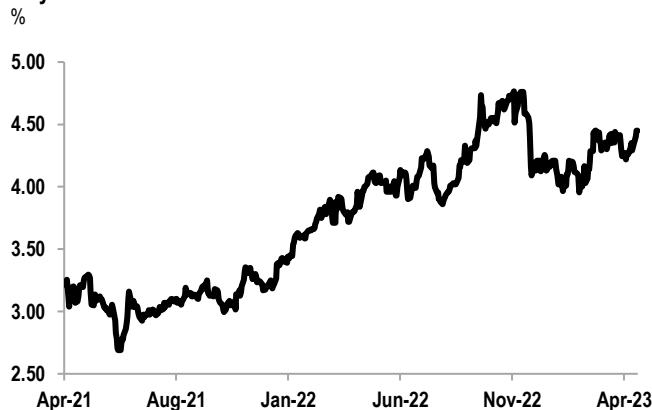
Senior Strategist, Fixed Income and FX  
leslie.orozco.velez@banorte.com

**Isaías Rodríguez Sobrino**

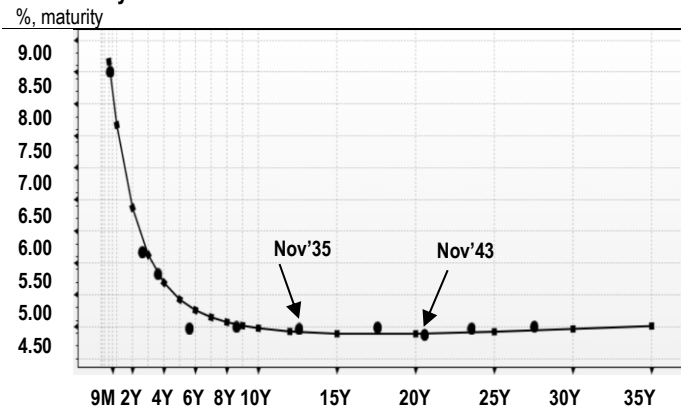
Strategist, Fixed Income and FX  
isaias.rodriguez.sobrino@banorte.com

Document for distribution among public

20-year on the run Udibono

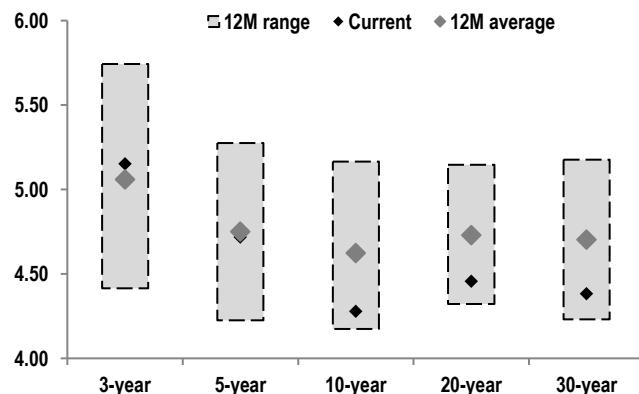


Udibono's yield curve



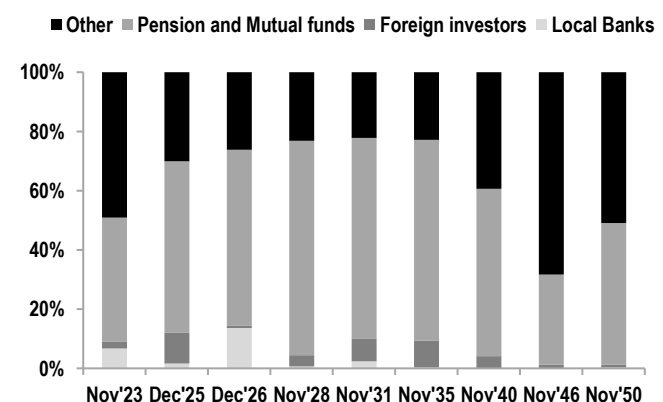
Breakeven inflation using Mbonos and Udibonos

% (implicit market inflation using Fisher Equation)



Udibonos holdings by type of investor

%, data as of 5/Apr/2023



## Recent trade ideas

Trade idea	P/L	Initial date	End date
Pay TIE-IRS (26x1), receive 2-year SOFR	L	18-Aug-22	28-Oct-22
Pay 2-year TIE-IRS (26x1)	P	4-Feb-22	4-Mar-22
Tactical longs in Mbono Mar'26	P	14-May-21	7-Jun-21
Receive 6-month TIE-IRS (6x1)	P	17-Dec-20	3-Mar-21
Long positions in Udbono Nov'23	L	11-Feb-21	26-Feb-21
Long positions in Mbono May'29 & Nov'38	P	7-Sep-20	18-Sep-20
Long positions in Udbono Dec'25	P	23-Jul-20	10-Aug-20
Long positions in Udbono Nov'35	P	22-May-20	12-Jun-20
Long positions in Mbono May'29	P	5-May-20	22-May-20
Tactical longs in 1- & 2-year TIE-28 IRS	P	20-Mar-20	24-Apr-20
Long positions in Udbono Nov'28	P	31-Jan-20	12-Feb-20
Long positions in Udbono Jun'22	P	9-Jan-20	22-Jan-20
Long positions in Mbono Nov'47	L	25-Oct-19	20-Nov-19
Long positions in Mbonos Nov'36 & Nov'42	P	16-Aug-19	24-Sep-19
Long positions in the short-end of Mbonos curve	P	19-Jul-19	2-Aug-19
Long positions in Mbonos Nov'42	L	5-Jul-19	12-Jul-19
Long positions in Mbonos Nov'36 & Nov'38	P	10-Jun-19	14-Jun-19
Long positions in Mbonos Jun'22 & Dec'23	P	9-Jan-19	12-Feb-19
Long floating-rate Bondes D	P	31-Oct-18	3-Jan-19
Long CPI-linked Udbono Jun'22	L	7-Aug-18	31-Oct-18
Long floating-rate Bondes D	P	30-Apr-18	3-Aug-18
Long 20- to 30-year Mbonos	P	25-Jun-18	9-Jul-18
Short Mbonos	P	11-Jun-18	25-Jun-18
Long CPI-linked Udbono Jun'19	P	7-May-18	14-May-18
Long 7- to 10-year Mbonos	L	26-Mar-18	23-Apr-18
Long CPI-linked Udbono Jun'19	P	20-Mar-18	26-Mar-18
Long 5- to 10-year Mbonos	P	5-Mar-18	20-Mar-18
Long floating-rate Bondes D	P	15-Jan-18	12-Mar-18
Long 10-year UMS Nov'28 (USD)	L	15-Jan-18	2-Feb-18

P = Profit, L = Loss

## Track of directional fixed-income trade recommendations

Trade idea	Entry	Target	Stop-loss	Closed	P/L	Initial date	End date
Long Udbono Dec'20	3.05%	2.90%	3.15%	3.15%	L	9-Aug-17	6-Oct-17
5y 10y TIE-IRS steepener	28bps	43bps	18bps	31bps	P <sup>2</sup>	15-Feb-17	15-Mar-17
5y 10y TIE-IRS steepener	35bps	50bps	25bps	47bps	P	5-Oct-16	19-Oct-16
Long Mbono Jun'21	5.60%	5.35%	5.80%	5.43%	P	13-Jul-16	16-Aug-16
Long Udbono Jun'19	1.95%	1.65%	2.10%	2.10%	L	13-Jul-16	16-Aug-16
Receive 1-year TIE-IRS (13x1)	3.92%	3.67%	4.10%	3.87% <sup>1</sup>	P	12-Nov-15	8-Feb-16
Long spread 10-year TIE-IRS vs US Libor	436bps	410bps	456bps	410bps	P	30-Sep-15	23-Oct-15
Receive 9-month TIE-IRS (9x1)	3.85%	3.65%	4.00%	3.65%	P	3-Sep-15	18-Sep-15
Spread TIE 2/10 yrs (flattening)	230bps	200bps	250bps	200bps	P	26-Jun-15	29-Jul-15
Long Mbono Dec'24	6.12%	5.89%	6.27%	5.83%	P	13-Mar-15	19-Mar-15
Relative-value trade, long 10-year Mbono (Dec'24) / flattening of the curve					P	22-Dec-14	6-Feb-15
Pay 3-month TIE-IRS (3x1)	3.24%	3.32%	3.20%	3.30%	P	29-Jan-15	29-Jan-15
Pay 9-month TIE-IRS (9x1)	3.28%	3.38%	3.20%	3.38%	P	29-Jan-15	29-Jan-15
Pay 5-year TIE-IRS (65x1)	5.25%	5.39%	5.14%	5.14%	L	4-Nov-14	14-Nov-14
Long Udbono Dec'17	0.66%	0.45%	0.82%	0.82%	L	4-Jul-14	26-Sep-14
Relative-value trade, long Mbonos 5-to-10-year					P	5-May-14	26-Sep-14
Receive 2-year TIE-IRS (26x1)	3.75%	3.55%	3.90%	3.90%	L	11-Jul-14	10-Sep-14
Receive 1-year TIE-IRS (13x1)	4.04%	3.85%	4.20%	3.85%	P	6-Feb-14	10-Apr-14
Long Udbono Jun'16	0.70%	0.45%	0.90%	0.90%	L	6-Jan-14	4-Feb-14
Long Mbono Jun'16	4.47%	3.90%	4.67%	4.06%	P	7-Jun-13	21-Nov-13
Receive 6-month TIE-IRS (6x1)	3.83%	3.65%	4.00%	3.81%	P	10-Oct-13	25-Oct-13
Receive 1-year TIE-IRS (13x1)	3.85%	3.55%	4.00%	3.85%	—	10-Oct-13	25-Oct-13
Long Udbono Dec'17	1.13%	0.95%	1.28%	1.35%	L	9-Aug-13	10-Sep-13
Receive 9-month TIE-IRS (9x1)	4.50%	4.32%	4.65%	4.31%	P	21-Jun-13	12-Jul-13
Spread TIE-Libor (10-year)	390bps	365bps	410bps	412bps	L	7-Jun-13	11-Jun-13
Receive 1-year TIE-IRS (13x1)	4.22%	4.00%	4.30%	4.30%	L	19-Apr-13	31-May-13
Long Udbono Jun'22	1.40%	1.20%	1.55%	0.97%	P	15-Mar-13	3-May-13
Receive 1-year TIE-IRS (13x1)	4.60%	4.45%	4.70%	4.45%	P	1-Feb-13	7-Mar-13
Long Mbono Nov'42	6.22%	5.97%	6.40%	5.89%	P	1-Feb-13	7-Mar-13
Long Udbono Dec'13	1.21%	0.80%	1.40%	1.40%	L	1-Feb-13	15-Apr-13
Receive 1-year TIE-IRS (13x1)	4.87%	4.70%	5.00%	4.69%	P	11-Jan-13	24-Jan-13
Receive TIE Pay Mbono (10-year)	46bps	35bps	54bps	54bps	L	19-Oct-12	8-Mar-13
Spread TIE-Libor (10-year)	410bps	385bps	430bps	342bps	P	21-Sep-13	8-Mar-13
Long Udbono Dec'12	+0.97%	-1.50%	+1.20%	-6.50%	P	1-May-12	27-Nov-12
Long Udbono Dec'13	+1.06%	0.90%	+1.35%	0.90%	P	1-May-12	14-Dec-12

1. Carry + roll-down gains of 17bps

2. Closed below target and before the proposed horizon date due to changes in market conditions that have differed from our expectations.

## Certification of Analysts

We, Alejandro Padilla Santana, Juan Carlos Alderete Macal, Alejandro Cervantes Llamas, Manuel Jiménez Zaldívar, Marissa Garza Ostos, Katia Celina Goya Ostos, Francisco José Flores Serrano, José Luis García Casales, Víctor Hugo Cortes Castro, José Itzamna Espitia Hernández, Carlos Hernández García, Leslie Thalia Orozco Vélez, Hugo Armando Gómez Solís, Yazmin Selene Pérez Enriquez, Cintia Gisela Nava Roa, Miguel Alejandro Calvo Domínguez, Daniela Olea Suárez, José De Jesús Ramírez Martínez, Gerardo Daniel Valle Trujillo, Luis Leopoldo López Salinas, Isaías Rodríguez Sobrino, Paola Soto Leal, Daniel Sebastián Sosa Aguilar and Andrea Muñoz Sánchez, certify that the points of view expressed in this document are a faithful reflection of our personal opinion on the company (s) or firm (s) within this report, along with its affiliates and/or securities issued. Moreover, we also state that we have not received, nor receive, or will receive compensation other than that of Grupo Financiero Banorte S.A.B. of C.V. for the provision of our services.

## Relevant statements.

In accordance with current laws and internal procedures manuals, analysts are allowed to hold long or short positions in shares or securities issued by companies that are listed on the Mexican Stock Exchange and may be the subject of this report; nonetheless, equity analysts have to adhere to certain rules that regulate their participation in the market in order to prevent, among other things, the use of private information for their benefit and to avoid conflicts of interest. Analysts shall refrain from investing and holding transactions with securities or derivative instruments directly or through an intermediary person, with Securities subject to research reports, from 30 calendar days prior to the issuance date of the report in question, and up to 10 calendar days after its distribution date.

## Compensation of Analysts.

Analysts' compensation is based on activities and services that are aimed at benefiting the investment clients of Casa de Bolsa Banorte and its subsidiaries. Such compensation is determined based on the general profitability of the Brokerage House and the Financial Group and on the individual performance of each analyst. However, investors should note that analysts do not receive direct payment or compensation for any specific transaction in investment banking or in other business areas.

## Last-twelve-month activities of the business areas.

**Grupo Financiero Banorte S.A.B. de C.V.**, through its business areas, provides services that include, among others, those corresponding to investment banking and corporate banking, to a large number of companies in Mexico and abroad. It may have provided, is providing or, in the future, will provide a service such as those mentioned to the companies or firms that are the subject of this report. Casa de Bolsa Banorte or its affiliates receive compensation from such corporations in consideration of the aforementioned services.

Over the course of the last twelve months, Grupo Financiero Banorte S.A.B. C.V., has not obtained compensation for services rendered by the investment bank or by any of its other business areas of the following companies or their subsidiaries, some of which could be analyzed within this report.

## Activities of the business areas during the next three months.

Casa de Bolsa Banorte, Grupo Financiero Banorte or its subsidiaries expect to receive or intend to obtain revenue from the services provided by investment banking or any other of its business areas, by issuers or their subsidiaries, some of which could be analyzed in this report.

## Securities holdings and other disclosures.

As of the end of last quarter, Grupo Financiero Banorte S.A.B. of C.V. has not held investments, directly or indirectly, in securities or derivative financial instruments, whose underlying securities are the subject of recommendations, representing 1% or more of its investment portfolio of outstanding securities or 1 % of the issuance or underlying of the securities issued.

None of the members of the Board of Grupo Financiero Banorte and Casa de Bolsa Banorte, along general managers and executives of an immediately below level, have any charges in the issuers that may be analyzed in this document.

The Analysts of Grupo Financiero Banorte S.A.B. of C.V. do not maintain direct investments or through an intermediary person, in the securities or derivative instruments object of this analysis report.

## Guide for investment recommendations.

	Reference
<b>BUY</b>	When the share expected performance is greater than the MEXBOL estimated performance.
<b>HOLD</b>	When the share expected performance is similar to the MEXBOL estimated performance.
<b>SELL</b>	When the share expected performance is lower than the MEXBOL estimated performance.

Even though this document offers a general criterion of investment, we urge readers to seek advice from their own Consultants or Financial Advisors, in order to consider whether any of the values mentioned in this report are in line with their investment goals, risk and financial position.

## Determination of Target Prices

For the calculation of estimated target prices for securities, analysts use a combination of methodologies generally accepted among financial analysts, including, but not limited to, multiples analysis, discounted cash flows, sum-of-the-parts or any other method that could be applicable in each specific case according to the current regulation. No guarantee can be given that the target prices calculated for the securities will be achieved by the analysts of Grupo Financiero Banorte S.A.B. C.V. since this depends on a large number of various endogenous and exogenous factors that affect the performance of the issuing company, the environment in which it performs, along with the influence of trends of the stock market, in which it is listed. Moreover, the investor must consider that the price of the securities or instruments can fluctuate against their interest and cause the partial and even total loss of the invested capital.

The information contained hereby has been obtained from sources that we consider to be reliable, but we make no representation as to its accuracy or completeness. The information, estimations and recommendations included in this document are valid as of the issue date, but are subject to modifications and changes without prior notice; Grupo Financiero Banorte S.A.B. of C.V. does not commit to communicate the changes and also to keep the content of this document updated. Grupo Financiero Banorte S.A.B. of C.V. takes no responsibility for any loss arising from the use of this report or its content. This document may not be photocopied, quoted, disclosed, used, or reproduced in whole or in part without prior written authorization from Grupo Financiero Banorte S.A.B. of C.V.

**GRUPO FINANCIERO BANORTE S.A.B. de C.V.**

<b>Research and Strategy</b>			
Alejandro Padilla Santana	Chief Economist and Head of Research	alejandro.padilla@banorte.com	(55) 1103 - 4043
Raquel Vázquez Godínez	Assistant	raquel.vazquez@banorte.com	(55) 1670 - 2967
Itzel Martínez Rojas	Analyst	itzel.martinez.rojas@banorte.com	(55) 1670 - 2251
Lourdes Calvo Fernández	Analyst (Edition)	lourdes.calvo@banorte.com	(55) 1103 - 4000 x 2611
María Fernanda Vargas Santoyo	Analyst	maria.vargas.santoyo@banorte.com	(55) 1103 - 4000
<b>Economic Research</b>			
Juan Carlos Alderete Macal, CFA	Executive Director of Economic Research and Financial Markets Strategy	juan.alderete.macal@banorte.com	(55) 1103 - 4046
Francisco José Flores Serrano	Director of Economic Research, Mexico	francisco.flores.serrano@banorte.com	(55) 1670 - 2957
Katia Celina Goya Ostos	Director of Economic Research, Global	katia.goya@banorte.com	(55) 1670 - 1821
Yazmín Selene Pérez Enríquez	Senior Economist, Mexico	yazmin.perez.enriquez@banorte.com	(55) 5268 - 1694
Cintia Gisela Nava Roa	Senior Economist, Mexico	cintia.nava.roa@banorte.com	(55) 1103 - 4000
Luis Leopoldo López Salinas	Manager Global Economist	luis.lopez.salinas@banorte.com	(55) 1103 - 4000 x 2707
<b>Market Strategy</b>			
Manuel Jiménez Zaldívar	Director of Market Strategy	manuel.jimenez@banorte.com	(55) 5268 - 1671
<b>Fixed income and FX Strategy</b>			
Leslie Thalía Orozco Vélez	Senior Strategist, Fixed Income and FX	leslie.orozco.velez@banorte.com	(55) 5268 - 1698
Isaías Rodríguez Sobrino	Strategist, Fixed Income, FX and Commodities	isaias.rodriguez.sobrino@banorte.com	(55) 1670 - 2144
<b>Equity Strategy</b>			
Marissa Garza Ostos	Director of Equity Strategy	marissa.garza@banorte.com	(55) 1670 - 1719
José Itzamna Espitia Hernández	Senior Strategist, Equity	jose.espitia@banorte.com	(55) 1670 - 2249
Carlos Hernández García	Senior Strategist, Equity	carlos.hernandez.garcia@banorte.com	(55) 1670 - 2250
Víctor Hugo Cortes Castro	Senior Strategist, Technical	victorh.cortes@banorte.com	(55) 1670 - 1800
Paola Soto Leal	Strategist, Equity	paola.soto.leal@banorte.com	(55) 1103 - 4000 x 1746
<b>Corporate Debt</b>			
Hugo Armando Gómez Solís	Senior Analyst, Corporate Debt	hugoa.gomez@banorte.com	(55) 1670 - 2247
Gerardo Daniel Valle Trujillo	Analyst, Corporate Debt	gerardo.valle.trujillo@banorte.com	(55) 1670 - 2248
<b>Quantitative Analysis</b>			
Alejandro Cervantes Llamas	Executive Director of Quantitative Analysis	alejandro.cervantes@banorte.com	(55) 1670 - 2972
José Luis García Casales	Director of Quantitative Analysis	jose.garcia.casales@banorte.com	(55) 8510 - 4608
Daniela Olea Suárez	Senior Analyst, Quantitative Analysis	daniela.olea.suarez@banorte.com	(55) 1103 - 4000
Miguel Alejandro Calvo Domínguez	Senior Analyst, Quantitative Analysis	miguel.calvo@banorte.com	(55) 1670 - 2220
José De Jesús Ramírez Martínez	Senior Analyst, Quantitative Analysis	jose.ramirez.martinez@banorte.com	(55) 1103 - 4000
Daniel Sebastián Sosa Aguilar	Analyst, Quantitative Analysis	daniel.sosa@banorte.com	(55) 1103 - 4000
Andrea Muñoz Sánchez	Analyst, Quantitative Analysis	andrea.munoz.sanchez@banorte.com	(55) 1103 - 4000
<b>Wholesale Banking</b>			
Armando Rodal Espinosa	Head of Wholesale Banking	armando.rodal@banorte.com	(55) 1670 - 1889
Alejandro Aguilar Ceballos	Head of Asset Management	alejandro.aguilar.cebaltos@banorte.com	(55) 5004 - 1282
Alejandro Eric Faesi Puente	Head of Global Markets and Institutional Sales	alejandro.faesi@banorte.com	(55) 5268 - 1640
Alejandro Frigolet Vázquez Vela	Head of Sólida Banorte	alejandro.frigolet.vazquezvela@banorte.com	(55) 5268 - 1656
Arturo Monroy Ballesteros	Head of Investment Banking and Structured Finance	arturo.monroy.ballesteros@banorte.com	(55) 5004 - 5140
Carlos Alberto Arciniega Navarro	Head of Treasury Services	carlos.arciniega@banorte.com	(81) 1103 - 4091
Gerardo Zamora Nanez	Head of Transactional Banking, Leasing and Factoring	gerardo.zamora@banorte.com	(81) 8173 - 9127
Jorge de la Vega Grajales	Head of Government Banking	jorge.delavega@banorte.com	(55) 5004 - 5121
Luis Pietrini Sheridan	Head of Private Banking	luis.pietrini@banorte.com	(55) 5249 - 6423
Lizza Velarde Torres	Executive Director of Wholesale Banking	lizza.velarde@banorte.com	(55) 4433 - 4676
Oswaldo Brondo Menchaca	Head of Specialized Banking Services	oswaldo.brondo@banorte.com	(55) 5004 - 1423
Raúl Alejandro Arauzo Romero	Head of Transactional Banking	alejandro.arauzo@banorte.com	(55) 5261 - 4910
René Gerardo Pimentel Ibarrola	Head of Corporate Banking	pimentelr@banorte.com	(55) 5004 - 1051
Ricardo Velázquez Rodríguez	Head of International Banking	rvelazquez@banorte.com	(55) 5004 - 5279
Víctor Antonio Roldan Ferrer	Head of Commercial Banking	victor.rolan.ferrer@banorte.com	(55) 1670 - 1899